

Scope of Work

- I. Scope of Solicitation
- II. Instructions to Offerors
- III. Scope of Work / Specifications
- IV. Terms and Conditions - Special
- V. Appendices to Scope of Work (if required)
- VI. Bidding Schedule (if required to breakout or compare pricing details)

I. SCOPE OF SOLICITATION

Clemson University athletics is seeking bids for band uniforms. Uniforms must meet or exceed the specifications herein. It is the intention of the buyer to offer equal opportunity to all bidders. The use of company names when referring to styles are for descriptive purposes only and are not intended to be restrictive. Materials and items referred to in these specifications are available to all firms. References to brand/company names are only to indicate expectations of quality.

Quantities are estimates and are not guaranteed. This award will be issued to one vendor. Delivery must be received by August 10, 2014 or as dictated by ordering department.

By submitting a bid, each vendor shall be deemed to acknowledge that it has carefully read all sections of this solicitation, including all forms, schedules and exhibits hereto, and has fully informed itself as to all existing conditions and limitations.

II. INSTRUCTIONS TO OFFERORS

Regardless of specific requirements below or in this document, Offerors are required to submit their proposal electronically through the Clemson University online bidding system. To do so you must login (registering first) at <https://sciquest.ionwave.net/prod/default.aspx?company=clemson>, and follow specific instructions for this solicitation. You should register several days in advance of the bid closing date so you can be approved and login in time to submit a response.

1. INFORMATION FOR OFFERORS TO SUBMIT - In addition to information requested elsewhere in this solicitation, Offerors should submit the following information for purposes of evaluation:

A.

<u>Required Bid Attachments for All Bidders</u>	<u>Description</u>
Bidding Schedule	See Bidding Schedule in online bidding system under 'Attachments' tab.
Samples	Bidders should be prepared to submit a liberal sized swatch of materials to be used in final production within 3 days of request of requesting department.
Certification of quality	A certificate should be submitted stating that the fabrics used in the manufacturing of the uniforms will be exact materials called for in the specifications and will be first quality. This certificate must be signed by an official of the bidding company.
Non Collusive Bidding Form	Attached. See appendices E.
Litigation Form	Attached. See appendices F.

III. SCOPE OF WORK / SPECIFICATIONS

The apparent silence of the specifications as to any detail, or the apparent omission from it of detailed description concerning any point, shall be regarded as meaning that only the best commercial practice is to prevail and only material and workmanship of the first quality are to be used. Proof of specifications compliance will be the responsibility of the vendor.

Samples should be available at the request of the ordering department and must be received within 3 business days of request. All bidders must submit liberal sized

swatches of the materials to be used in the final product in the color and mill-weight as listed in the Uniform Specifications.

A full and complete sample of the bandsman uniform and shako must be delivered by the successful bidder prior to production for final inspection by the ordering department. Time and place of delivery will be indicated by the ordering department.

Bidder will provide a factory-trained representative to handle all details of the order. Said representative will be responsible for designing, measuring and servicing the order throughout the initial purchase and on a continuing basis.

The successful bidder will also supply recommended dry cleaning instructions for the uniforms and all accessory items; specifying precise details on care and cleaning that are to be utilized in future upkeep and maintenance of the items in this bid.

Each uniform is to be thoroughly inspected before shipment. Imperfections shall be corrected before the uniforms are shipped. Uniforms are to be shipped complete with hangers (plastic) in containers. Each wardrobe container shall be marked on exterior to indicate the wearer number of each uniform enclosed. The uniforms will be ready to wear without cleaning or pressing.

In the case of damaged shipment, it shall be the responsibility of the receiver to make an appropriate written notice when signing the carrier documents. The receiver shall inventory the damage and advise the uniform manufacturer in detail. Accessories such as sashes, drops, etc., as well as trousers, will be bulk packed unless otherwise specified.

A delivery date of August 10, 2014 is required.

The successful bidder will supply a booklet containing a printout showing each uniform in sequence from smallest size to largest. The printout will indicate wearer identification number, original wearer and key measurements of uniform,

i.e. height, weight, hat, chest, waist and outseam. The successful bidder will also supply recommended dry cleaning instructions for the uniforms and all accessory items; specifying precise details on care and cleaning that are to be utilized in future upkeep and maintenance of the items in this bid.

Since Xtreme Wool is a proprietary exclusive fabric, any vendor may bid on what they consider their best available wool or dacron/wool fabric for the project. It is the intention of the buyer to offer equal opportunity to all bidders. The use of company names when referring to styles are for descriptive purposes only and are not intended to be restrictive. Materials and items referred to in these specifications are available to all firms.

The fabric is Xtreme Wool, which is a synthetic wool blend, providing enhanced air permeability that differentiates it from generic wool or dacron/wool fabrics.

Xtreme Wool lifts moisture away from the wearer, which keeps the body cooler in warm weather and warmer in cold weather. It is stain resistant, tear resistant, odor resistant, quick drying, colorfast, and will not pill. Xtreme Wool is different than the standard wool or dacron/wool fabrics that have been available to the band uniform industry, including, but not limited to 8145 or 7744.

IV. TERMS AND CONDITIONS – SPECIAL

Services provided under this contract will be paid for by the Clemson University Athletic Department with funds derived wholly from athletic events. As such, this procurement is exempt from the State of South Carolina Procurement Code and Regulations. Certain processes from the State Code and Regulations are being adhered to in terms of this structure of this solicitation, but Clemson University does not intend to be held strictly to the State Code and Regulations as this contract will be exempt from such requirements.

V. APPENDICES TO SCOPE OF WORK

A –BANDSMAN COAT STYLING SPECIFICATIONS

Styling specifications

FABRIC: Xtreme Wool Orange Synthetic Wool Blend
Xtreme Wool Purple Synthetic Wool Blend
This is a 67%/33% Dac/Wool Blend, approx. 12oz weight
All orange fabrics and materials should match PMS 165 as closely as possible. Purple fabrics and materials should match "Northwestern" purple as closely as possible.

STYLE: Waist length coat with center front point. Slightly curved insert seams on each side from armhole to coat bottom. Three piece back cut straight with insert seams to match coat front.

CLOSURE: Center front butted Nickel zipper.

SPECIAL DETAILS: Identification numbers. Snap tape at the cuffs to allow for adjustable hems without the necessity of sewing. The sleeves are a special pattern that allows freedom of movement for the wearer. Comfort collar with each layer of fabric fused with heavy fusing and reinforced with two layers of pellon and two rows ½" stiff horsehair braid sewn inside collar. Plaque attachment will be three 24L Black metal buttons set vertically at each lower side and one 24L Nickel Dome long shank button attached with disc and ring under each shoulder strap (also used on right shoulder for shoulder drape attachment).

FRONT TRIM: Center panel to be Xtreme Wool Orange. Side panels to be Xtreme Wool Purple. Set on each insert seam is one row ¼" Silver Metallic braid. Set flush to each side of opening edge is a 1 ½" stripe of Xtreme Wool Purple with one row ¼" Silver Metallic braid set in ¼" each side lining up with silver braid on collar. Left chest to be a 3" tall special style paw print of White direct swiss with a thin purple outline.

BACK TRIM: Center panel to be Xtreme Wool Orange. Side panels to be Xtreme Wool Purple. Set on each insert seam is one row ¼" Silver Metallic braid. Centered on coat back is an 8" tall special style paw print of White direct swiss with purple outline.

COLLAR: Xtreme Wool Purple fabric or equivalent on outer portion of collar and the collar lining. The "comfort" collar has eight layers of construction. The collar lining of Xtreme Dri fabric has a non-woven material, permanently sewn and bonded to the inside. Sewn directly to the inboard surface of this tandem collar lining construction, centered on the lining and running the circumference of the collar are two layers of 3/8" horse hair braid reinforcement. The outer collar shell, also made of Xtreme Dri fabric, has a non-woven material permanently sewn and bonded to the inside. Both the collar lining construction

and the outer collar shell construction are sewn to two base layers of heavy duty Pellon forming the finished comfort collar. Set in on collar to line up with braid on coat front is one row ¼" Silver Metallic braid.

SHOULDER STRAPS: Xtreme Wool Purple with one row ¼" Silver Metallic braid set in ¼". 24L Nickel Dome buttons long shank attached with disc and ring or equivalent to be determined.

UPPER SLEEVE TRIM: Fully lined 50/50 sleeves that have Freedom of Movement and are adjustable using snap tape. Right: 5" wide special school logo of Purple and White direct swiss. Left: 5" wide special logo "IPTAY" of purple direct swiss and paw print of orange direct swiss with white outline.

CUFF: Each All Around: 4" x 6" x 4" peaked cuff of Xtreme Wool Purple with one row ¼" Silver Metallic braid set down ¼".

Coat specifications

1. GENERAL

Due to the unique requirements of a band coat (relative to the number of different wearers, minimum care received, wearing conditions and life expectancy), special patterns, materials, design and construction methods must be applied. These specifications speak directly to the requirements of construction, which allow for professional dry cleaning of the garment.

2. PATTERNS

- A. Coat patterns are special band uniform patterns with additional "ease" to allow for freedom of movement, wearing of clothing underneath and the convenient re-issue from year-to-year. Fashion or standard patterns do not allow enough room. Merely up-grading to oversized patterns will result in an unsightly and cumbersome fit.
- B. Computer generated patterns will provide proper fit for all male and female band members, with no restrictions or limitations as to chest size. Likewise, sizes will be assigned in needed "lengths" from XXS through XXXL. Coats will be patterned for EACH even numbered chest size (ex. 38, 40, 42, etc.), rather than just generic S, M, L, etc.

- C. Patterns are to be marked and graded using a computerized system to insure accuracy and updated patterns.

3. SIZING

- A. Measurements will be taken under the direction of a factory-trained representative.
- B. Sizes are analyzed by a sizing computer system assigning the closest standard proportion size to each wearer in order to permit re-issuing in subsequent years and to provide a reasonable fit for the initial wearer.

4. FABRIC

- A. The shell fabric is Xtreme Wool, which is a synthetic wool blend, providing enhanced air permeability.
- B. Xtreme Wool lifts moisture away from the wearer, which keeps the body cooler in warm weather and warmer in cold weather. It is *stain resistant, tear resistant, odor resistant, quick drying, colorfast, and will not pill*. Xtreme Wool is different than the standard wool or dacron/wool fabrics that have been available to the band uniform industry, including, but not limited to 8145 or 7744. Standard wool or dacron/wool fabrics are not acceptable substitutes for Xtreme Wool.

5. LINING

- A. Coat linings are cut from a separate set of patterns designed to fit each specific coat size and style. Linings are not cut from coat shell patterns then cut down to try and fit.
- B. Linings are "FIRST" quality Aerocool polyester/taffeta 97GR/Yd, woven to absorb and evaporate moisture rapidly by capillary effect. The absorption, diffusion and evaporation system of this lining is designed to maintain cool body temperature and excellent comfort for the wearer.
- C. In coat styles that do not utilize a back zipper, the coat lining has a vertical pleat running up the center back. This allows fullness, fit and comfort to the overall performance of the coat.

- D. In the armhole area, the coat lining is machine stitched to an ensemble including the outer coat fabric, shoulder pad and sleevehead. Hand sewing or felling does not provide the durability required for armhole construction.
- E. Linings are sewn to the coat bottom edge, and reinforced with pre-shrunk tailoring tape. Straight cut long coats will have an additional ½" lining pleat all around the coat bottom.

6. BRAID (see #25-B)

Only first quality washable braid shall be used for trim. Braid trim ¼" or wider, is sewn down with two rows of stitching on looped trims as well as straight line. In addition, looped trim is reinforced with a layer of non-woven fabric, permanently bonded to the inside coat fabric surface to inhibit puckering tendencies.

7. BUTTONS

High-quality, rust resistant metal buttons shall be used where specified and they shall be attached by sewing, ring and washer or toggle and washer or tack-back. The buttons shall not alter the washable capabilities of the garment.

8. BUTTONHOLES

All coat buttonholes are made with a CUT-FIRST automatic buttonhole machine. The hole is cut first, the edges covered with gimp, then completely sewn to "close" the buttonhole. The buttonhole back is secured and closed with bartack reinforcement.



9. ZIPPERS

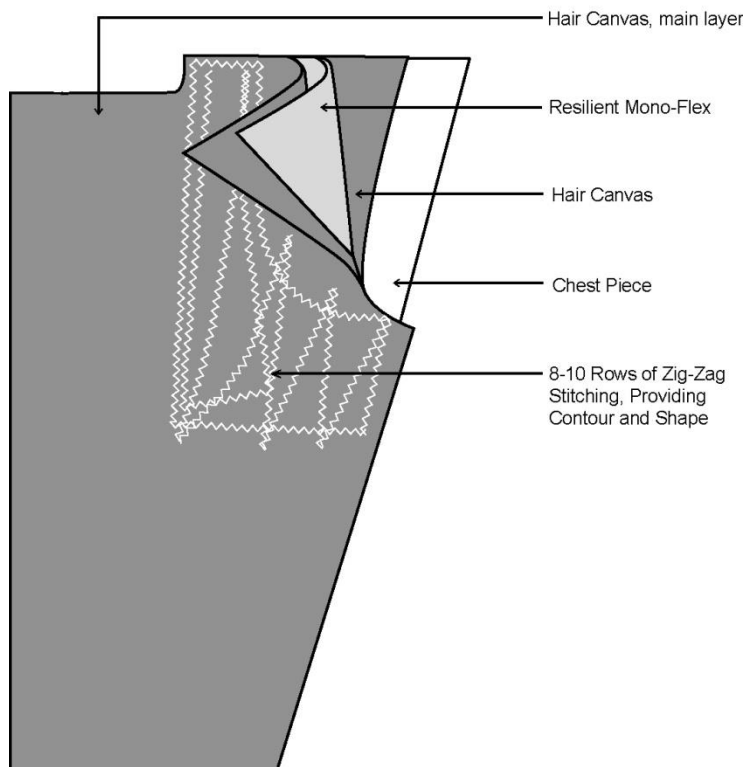
- A. The style is YKK, heavy duty of color matching VISLON. The zipper is auto-locking and has a "separating" feature for maintenance and durability.
- B. Zipper tapes are standard 9/16" width, sewn down with locked safety stitching and bar tacked at each end. Zippers should zip from bottom up, and be hidden by fabric as much as possible.

10. INTERLINING

A. The interlining has optimum four-layer construction. More than four layers create stiffness in the coat fronts, resulting in difficult and uncomfortable arm lift

maneuvers in marching bands. Less than four layers results in flimsy construction and therefore a rumpled appearance and reduced durability. In keeping with individual patterns for coat shell fabrics and the linings, higher quality control and an elevated level of haircloth quality is obtained by these multi-layered interlinings being patterned, cut and assembled "IN HOUSE" at the uniform manufacturer's facility. This basic construction practice enhances the fit and comfort of the individual uniform (as opposed to "making do" by purchasing these multilayered ensembles and cutting them down to fit the "hundreds" of patterns required for each coat style and chest size).

Coat Front Interlining



Coat Diagram 1

The main layer of the interlining is a Hymo haircloth. This "hair canvas" is a blend of polyester, viscose rayon and

genuine natural hair, which gives it soft resilience. This canvas is 100% washable with no shrinkage or loss of rigidity. The layer extends the complete length of the coat front, from shoulder seam down to the coat bottom.

- C. The second layer is a resilient 27.6% rayon/72.4% polyester canvas "MONO-FLEX" chest piece 4.2 oz in weight. Its dimensions are 6" wide x 6 ¾" long and extends downward from the upper chest area.
- D. The third layer is another piece of hair canvas (as per "B" above) 8" wide and 12" long, extending downward from the upper chest area, and completely covering the MONO-FLEX.
- E. The fourth layer is a ¼" thick padding of 3.6 ounce 100% polyester non-woven material that is soakable and non-shrinkable. This white chestpiece pad extends approximately 6" below the armhole.

NOTE: In white coats and other light color fabric shades, a piece of thin Poly-sil white curtain is added to prevent "shadowing" of the haircloth interlining through the outer coat fabric.

- F. This entire multilayered interliner shall be sewn together with a series of eight to ten rows (depending on chest size) of zig zag stitching spaced approximately 1" apart. This is the optimum number of rows as recommended by the garment industry standards. Too many rows will reduce the flexibility, comfort and fit. Too few rows will limit durability and lifetime.
- G. The interliner is then secured to the coat shell fabric and coat lining, in the neckhole, armhole, bottom front and along the coat closure edge. A tailoring tape of 100% PIMA cotton, triple cold water shrunk, is included in these seams for added durability. The interlining is NOT sewn into the shoulder seam, nor the side of the coat. This allows flexibility and "give" to the entire coat front construction.

NOTE: The above construction is a time proven procedure. Under no circumstances are the haircloth and sewing operations to be substituted with a fusing or gluing operation.

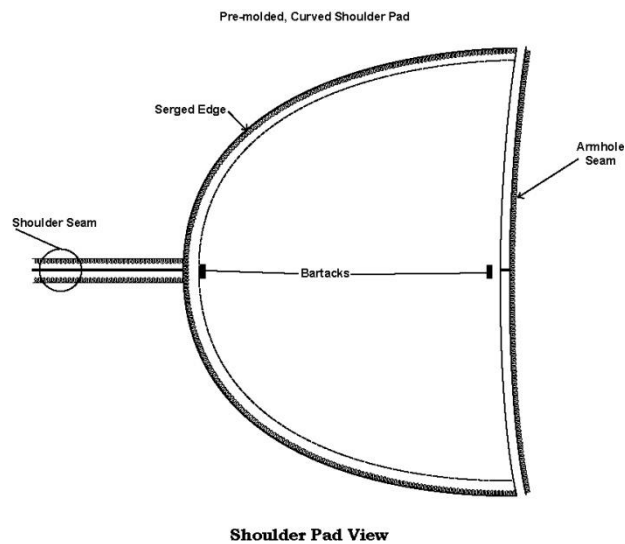
11. ARMHOLES

- A. Armholes shall be oval shaped and allow sleeve to be pitched forward 3-4 degrees to maximize comfort and ease of movement with minimum distortion to the coat.
- B. The armhole shall be reinforced with ¼" pre-shrunk cotton tape all around to prevent stretching in the armhole.

- C. The entire armhole shall employ machine lock stitching. Hand or machine "felling" will not be accepted.
- D. The underarm portion of the armhole will have a bi-swing gusset allowance that allows freedom of movement.

12. SHOULDER PADS

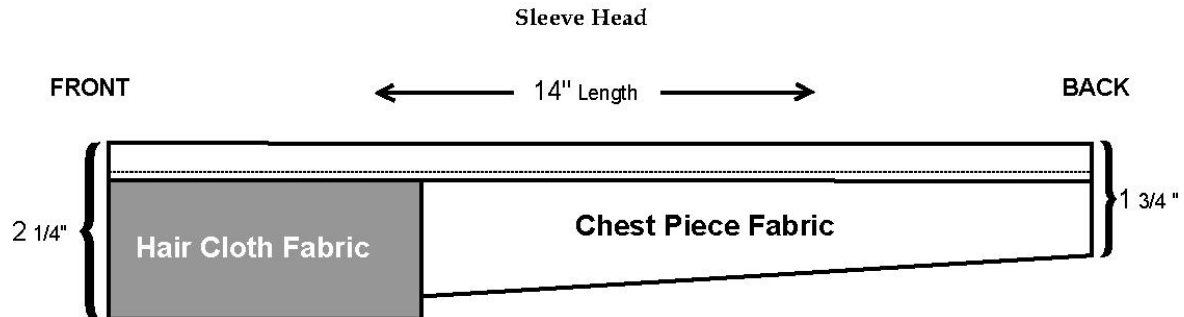
- A. Shoulder pads shall be high quality foam, covered all around with a lightweight polyester lining, serge stitched around the curvature of the pad and are washable or dry cleanable.
- B. Shoulder pad size shall be minimum of 5" x 9" on regular width coat styles.



13. SLEEVE HEADS

The sleevehead provides fullness and shape to the top of the sleeve as it is sewn to the coat body. It consists of a separate strip of material used for the white chest piece pad in the interlining (10E). The sleeve head has a length of 14" and is equally positioned over the shoulder, to the front and back of the upper sleeve seam. The finished width is 2 1/4" at lower front, and tapers to a 1 3/4" width at lower back. The construction consists of a 3/4" turnback on the armhole edge, and has a seam spaced 1/2" from the edge. Sewn into the lower front portion of the white pad strip, is a 2 1/2" x 4 1/2" piece of "haircloth" as described

in the Interlining section (10B). The result of this "IN HOUSE" manufactured sleeve head is a substantially improved "body" in the entire sleeve/shoulder area, particularly when lettering or other embroidery trim is specified.



14. SLEEVE STITCHING

- A. Sleeves shall be set with machine lock stitch to insure proper distribution of fullness and durability.
- B. Fullness shall be sheered in by top-feed sewing machines.

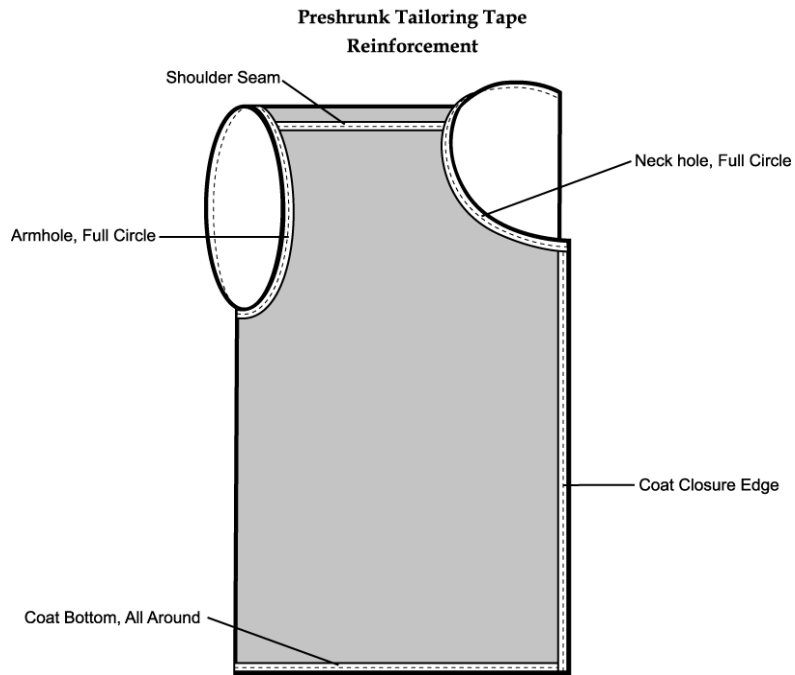
15. ARMHOLE LINING FINISH

- A. The bottom of the sleeve armhole shall be lock-stitched through two layers of lining, two layers of fabric and armshield.
- B. The top shall be sewn through the coat lining, sleeve fabric, sleeve head, shoulder pad and shoulder strap with lock stitching.
- C. The entire armhole has tailoring tape all around.
- D. "Felling" by hand or machine is not acceptable when closing the armhole.

16. TAPING

- A. All seams in high stress areas are reinforced with tailoring tape to prevent stretching, and add durability to the seam. These tapes are pre-shrunk.
- B. Areas of this taping procedure include the following:
 1. All around the neck opening where collar joins the coat.
 2. Coat closure edges and completely around the bottom.

3. Complete circumference of the armhole.
4. Shoulder seams from collar (neck opening) to sleeve seam - except canopy coats.



17. POCKETS

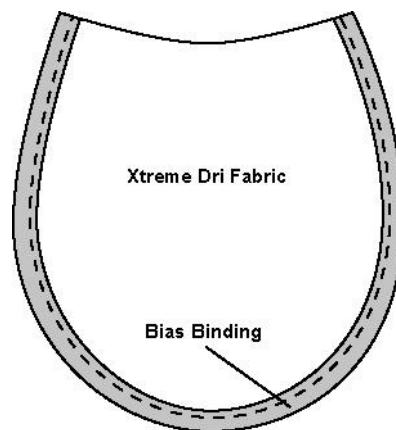
- A. All inside pockets shall be constructed with a pocket welter and shall be reinforced with a non-woven fabric.
- B. Pocketing material shall be 80/20 poly cotton, 100% poly fill, pre-cured finish, 3.05 YPP, 78/54 twill weave.
- C. Upper and lower welts of the inside breast pocket are to be 100% polyester material and pella backed.
- D. Pocket bag shall be constructed on one piece of pocketing with no open seams at the bottom.
- E. There shall be a tack at each end of pocket opening through all layers of pocketing. Tacks shall be concealed.
- F. Pockets made of lining or lightweight material shall not be acceptable.

18. SLEEVES

- A. Sleeves cuffs will have an approximate 4" turn up, which incorporates both the coat sleeve fabric and lining. This turn back includes a 3/8" binding at lower cuff edge.
- B. The forward and trailing sleeve seams in the 50/50 sleeve pattern are equipped with a series of gripper snap rings and post hardware. Two posts, spaced 1" apart, are applied to the lower sleeve cuff edge, at both seams in each sleeve. Six ring style fasteners are positioned starting 2 1/2" up from the cuff edge and are spaced 1" apart. Coats are shipped fully steam pressed, but without a crease at sleeve cuff bottoms.
- C. Sleeve cuffs with extensive cuff trim (appliques, inserts, looped braid designs, embroidery) are reinforced with non-woven material, bonded permanently to the inside of the coat fabric extending up toward the elbow area. This addition prevents puckering tendencies created by use of fabrics, braids, etc. which each have a different coefficient of stretching.
- D. Shoulder lettering and embroidered logo trim have a reinforced backing layer on the inside of the sleeve.


19.ARMSHIELDS

- A. The armshield is engineered to minimize the long-term effects of perspiration over the lifetime of the garment. Perspiration consists of moisture, salts, weak organic acids and body oils. Xtreme Dri fabric having WICKING properties is specified for use as the armshield. ("Felt-like" fabrics that retain perspiration are not in the best interest of the garment). In addition to the wicking property, this Xtreme Dri shield has soil release, high permeability for airflow, and exhibits rapid evaporation.
- B. The armshield is approximately 4" x 4" in dimension, bound with double folded bias rayon on both sides and the bottom, then machine sewn into the armhole.
- C. Tensile strength and resistance to abrasion are additional advantages of Xtreme Dri armshields as compared to a "felt-like" material. The minimum abrasion quality is 10,000 on the STROLL FLAT test.



20.SHOULDER STRAPS

- A. Both the upper and lower layers of the shoulder strap are interlined with permanently bonded, non-woven material. This four layer ensemble is secured with an inside hidden stitch then top-stitched all around the edge, set in approximately ¼". These layers are die-cut to insure exact conformity in shape and size, throughout the lifetime of the garment.
- B. Buttonholes are the CUT-FIRST style, having all raw edges reinforced with gimp, then solid stitching as described earlier in the Buttonhole section (item 8).

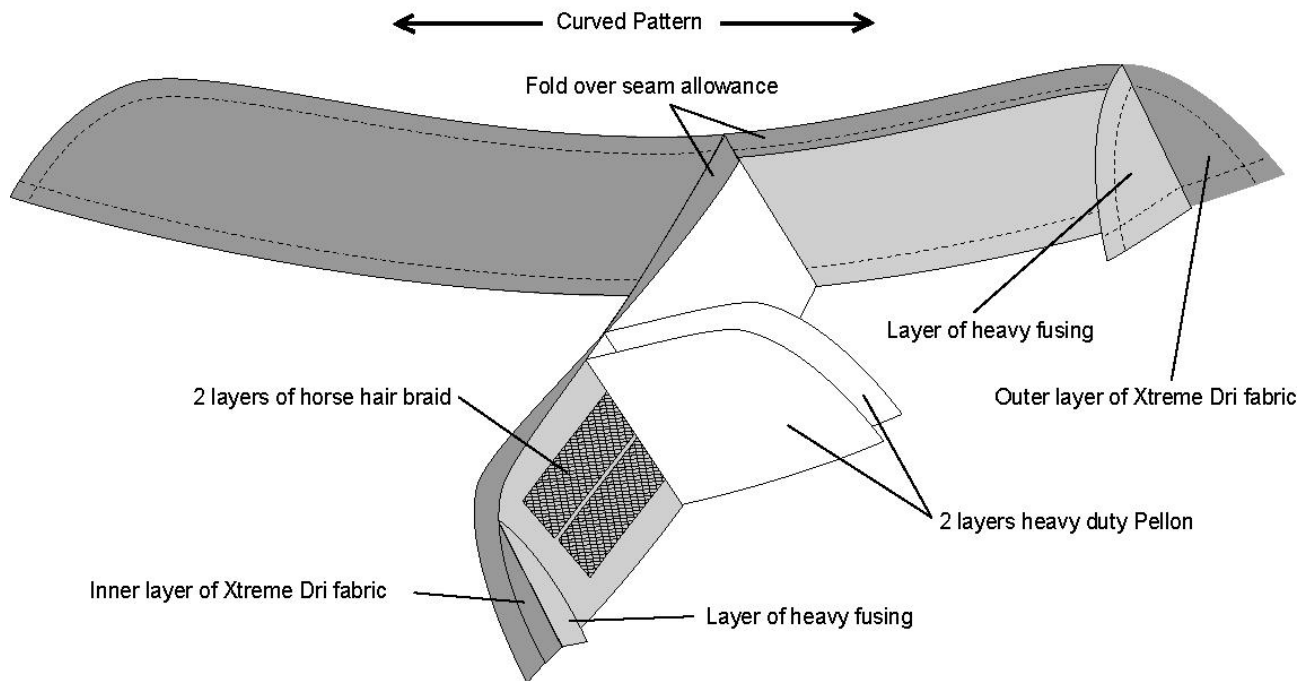


21. STANDING COMFORT COLLAR

- A. The collar is one of the highest stress areas in the coat. The collar is cut from a curved pattern. This allows a front “drop” to fit the downward front slope of the natural human body configuration. This item is NOT to be cut in a straight pattern.
- B. There are a total of eight layers in this comfort collar construction.
1. The collar lining of Xtreme Dri fabric, as described in the fabric section (item 4), has a non-woven material, permanently sewn and bonded to the inside.
 2. Sewn directly to the inboard surface of this tandem collar lining construction, centered on the lining and running the circumference of the collar are two layers of 3/8” horse hair braid reinforcement.
 3. The outer collar shell, also made of Xtreme Wool, has a non-woven material permanently sewn and bonded to the inside.
 4. Both the collar lining construction and the outer collar shell construction are sewn to two base layers of heavy duty Pellon forming the finished comfort collar.

NOTE: The entire sewing operation in the construction of the collar is “machine-sewn”. Hand sewing simply cannot insure the required durability.

Comfort Collar




22. “WRAP” COAT COLLAR

The standing collar on the wrap style coat is “soft”, in that there is no inner layer of stiff mylar. This collar generally measures 1 ¾” finished width. The inside lining is Xtreme Dri fabric having a permanently bonded layer of non-woven fabric to reinforce the collar. The outer layer of the collar is also Xtreme Wool fabric having a reinforcing layer of monoflex (resilient canvas of 27.6% rayon/72.4% polyester – 4.2 oz. weight) stitched in. This results in a reinforced “soft” collar having four layers. All exposed edges are turned inward with an invisible row of stitching. A visible row of topstitching is added all around the edge. There are no exposed, rough edges.



23. COAT TRIM

- A. All trim must be sewn to the outer coat fabric before the lining and interlining are joined to the coat. Trim sewn through the interlining and lining is not acceptable.
- B. Washable braid trim of $\frac{1}{4}$ " or wider is sewn down with two rows of stitching. This includes looped trims as well as straight line. In addition, looped trim is reinforced with a layer of non-woven fabric, permanently bonded to the inside coat fabric surface, to inhibit puckering tendencies.



24. SPECIAL COAT STYLES

- A. Seamless canopy coat styles will require a "Memory Recovery" system across the upper back and shoulders due to the under construction across each shoulder.
- B. The Memory Recovery system is a 2 $\frac{1}{2}$ " wide panel of heavy duty light weight elastic, made of 90% (70 denier) nylon and 10% (140 denier) Spandex. It is sewn into each sleeve seam in the coat back area, and extends fully across the coat back. When the wearer of this coat style is in an arms down position, the system is relaxed. During an arm lift maneuver the entire coat back experiences stress and pulling across the shoulders. The Memory Recovery system brings the various fabrics, folds and coat parts, back to the original "EASE" position when arms return downward. This entire process prevents unsightly bulging. The durable elastic panel is included in the manufacturer's warranty.

25. SEAMS

The center back seam and side body seams shall be $\frac{5}{8}$ ". Seams are to be plain with a minimum of $1\frac{1}{4}$ " - $1\frac{1}{2}$ " total outlet in the side body seams and $\frac{3}{4}$ " in the back seams. Coat is to be completely machine stitched except in areas where tailoring or appearance necessitates other methods. The ends of all seams and stitching shall be

back-stitched not less than ¼". Thread breaks of all stitch types must be secured by stitching back from break ½" to 1". Coat is to be tailored with a four-piece back, comprised of a center back seam and two additional back body seams curving from sleeve seam downward and running out the coat bottom.

26. THREAD

Threads used throughout the garment will be TEX 40 size, 29/2 gauge and 4.56 lb. tensile strength. All threads used are to be heat resistant, vat dyed, sunfast, dry cleanable pre-shrunk and moisture proof. In areas of multiple color trim panels, a monofilament thread may be indicated. This thread is a 330 denier and has a .008 diameter rating. The manufacturer's warranty includes all threads used throughout the uniform construction.

B. JUMPSUIT SPECIFICATIONS

Styling specifications:

FABRIC: Xtreme Wool Purple Synthetic Wool Blend

OPTIONS: Fob Wallet, Front Zipper

STRIPE: 1" stripe of Xtreme Wool Orange piped with silver metallic piping.

POCKETS: Left inside FOB.

SPECIAL FEATURES AND DETAILS: Each jumpsuit has an identification number, as well as a barcode. 1 ¼" shoulder straps of jumpsuit fabric with nylon slides. Four-way reinforced crotch. Fully constructed zipper to include two snaps, reinforcement and taped edges. Three inch (3") letout center back. Snap tape on seams for special hem adjustment. There is also a piece of heavy duty black elastic in back of suspenders to allow more comfort for the wearer. Right chest embroidery to be special 2" tall paw print of White direct swiss with White outline. Perma Crease with stitching.

1. GENERAL

Jumpsuits are special marching band construction and design. They shall not employ fashion tailoring techniques, materials and patterns that will not withstand the rigorous end use of band uniforms. Fashion pocketing, waistband material and construction, lightweight snaps and hooks are not acceptable.

2. PATTERNS

- A. The patterns and style must be in keeping with the end use of marching, with maximum capability to be adjusted for fitting a variety of wearers from year to year.
- B. They must have ample room for movement and be nonrestrictive for marching, in the seat, thigh and ankle area. The dimensions of a jumpsuit for a 38 regular male, shall not be less than 16" circumference at cuff and 23" at thigh.

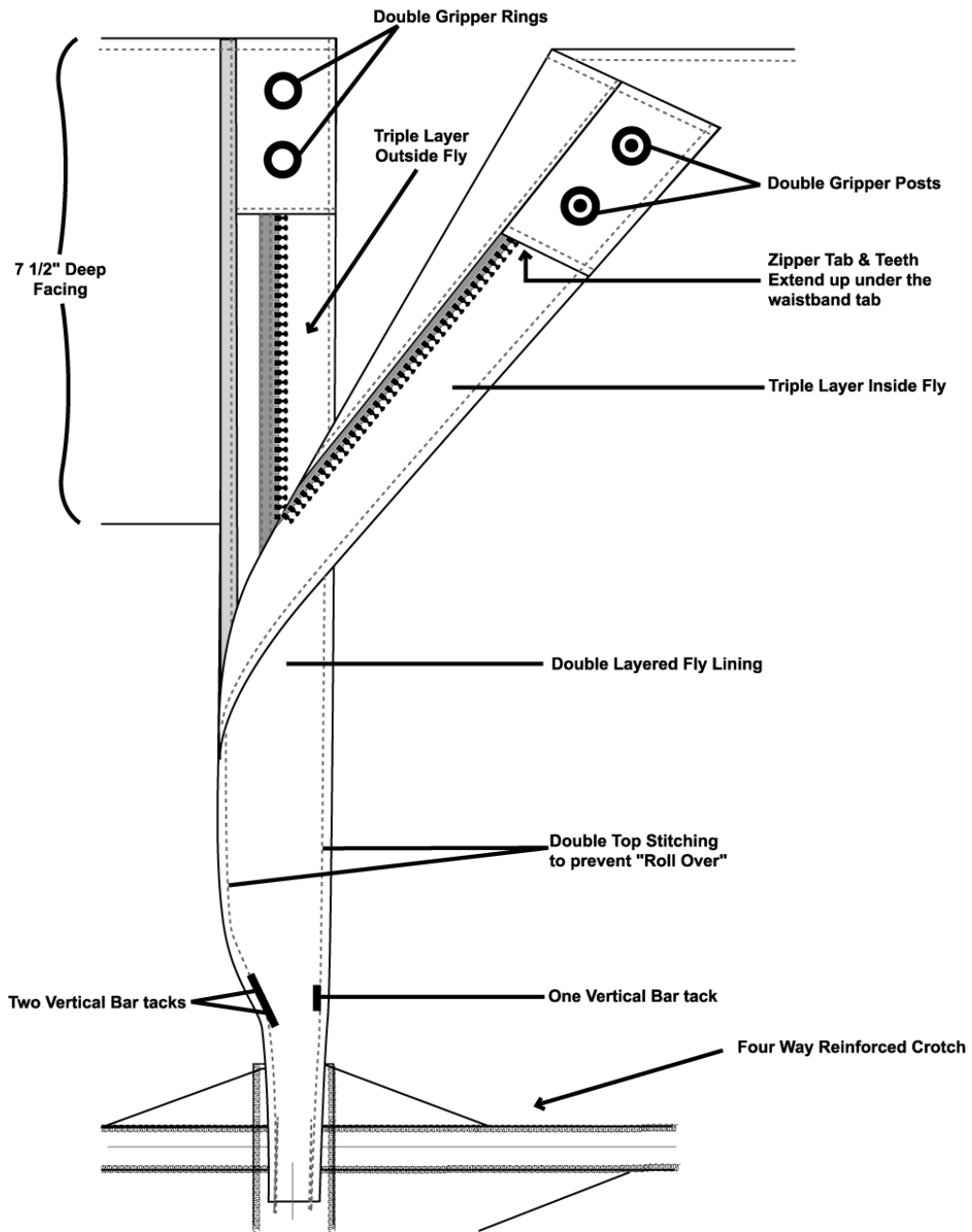
3. FRONT CLOSURE

- A. There are two stainless snaps at the top of the fly. Jumpsuits/bibbers with merely one (1) snap at closure are unacceptable.
- B. The fly zipper is brass "Y.K.K." with a double locking slide. There is a metal stop at the base of the fly zipper. The fly teeth will extend completely up under the waistband to prevent the slide from coming off the top of the zipper. Short zippers with teeth not extending under waistband are not acceptable.
- C. The outside fly consists of the outer shell fabric, an inner layer of shell fabric, and a middle reinforcing layer of non-woven fabric. The lateral edge of shell fabric on the inside of this fly assembly is completely bound with a polyester bias tape.
- D. The inside fly is constructed with a layer of outer shell fabric having two layers of "four way" fabric sewn to the inside. The "four way" material is 80/20 polycotton, 100% poly fill, 3.5 yards per pound, with a pre-cured finish. This inside fly extends down into the four-way crotch and finishes approximately 1 ¼" beyond the four-way. This fly lining is stitched down on both edges, to prevent "rolling".

NOTE: Both the outside fly and the inside fly have three layer construction.

- E. There are two vertical bar tacks on the inside fly lining and one vertical bar tack on the outside of the base of the fly ¾" up from the bottom of the fly. The purpose of the outside bar tack is to eliminate stress on the zipper track and to prevent tearing when the trousers are being put on. This bar tack is vertical to insure maximum number of stitches on the seam, and positioned to be not noticeable.
- F. The outside, three layered front fly measures 1 ¾" in width. The inside, three layered front fly measures 2" in width.

Jumpsuit/Bibber Inside View



4. CROTCH REINFORCEMENT

- A. There is a "four-way " crotch reinforcement consisting of 80/20 poly cotton, 10% poly fill, 3.5 yard per pound, pre-cured finish fabric.
- B. There are four, two ply sections, one on each side of the intersection of the fly, seat seam and inseams.
- C. Crotch area is clean finished with no pieces extending from top of inseams.

5. INSEAM

- A. The trouser is unhemmed, with the bottom edge finished all around in a serge stitch.
- B. The inseam will allow ample length for a cuff hem, and is constructed with a flat seam having a 1" outlet.

6. SEAMS

- A. The center back (seat) seam is finished using two rows of locked chain stitching for seam strength and durability. It is a flat seam with a 2" outlet.
- B. The outseam is secured with a safety double seam stitch.

7. PERMANENT SUSPENDERS

- A. Suspenders are made of whipcord fabric. Color shall match jumpsuits. Nylon webbing shall not be used because the adjusting slide will not remain in set position under tension from movement.
- B. Suspenders are two-ply, topstitched, and have interlining for body. This will insure the adjustable slide remaining in set position; suspenders will launder or dry clean as well as the jumpsuit.
- C. All hardware is unbreakable nylon as used in parachutes and life vests; unbreakable, unbendable and not subject to tarnishing or rusting. It will not cause undue abrasion on jumpsuit during dry clean tumbling.
- D. Suspenders are self faced and interlined with pella. Lining of belting or pocketing is not acceptable.

8. PERIMETER SERGING

- A. All exposed "raw" edges are finished with a serging stitch of no less than 10 per inch, tight to edge, to prevent fraying.
- B. Serging thread is polyester.

C. ACCESSORIES STYLING SPECIFICATIONS:

HEADGEAR: Shako

STYLE: Slant top.

PLUMEHOLDER: Center front.

VISOR: Silver Mylar

TOP MATERIAL: White grained vinyl

SIDE MATERIAL: Xtreme Wool Orange.

BANDS: Both: Xtreme Wool Purple. Pipe top of bottom band and bottom of top band with White fabric piping.

ORNAMENT: 3" tall special paw print of Silver Metallic direct swiss with thin purple outline.

CHINSTRAP: None

FRONT CHAIN: B-336 Nickel

SIDE BUTTONS: 45L Nickel Dome

SPECIAL TRIM DETAILS: Identification numbers.

ACCESSORIES:

PLAQUE: Reversible. Vertical buttontab of Xtreme Wool Purple at each lower side with three buttonholes to attach to coat and two buttonholes at each shoulder. Side 1 trim: Xtreme Wool Orange with five graduating rows of West Point cloverleaf trim of ¼" Silver

Metallic braid with $\frac{3}{4}$ " Xtreme Wool Purple centerfill. Set on left chest above top row of W.P. trim is a 2" tall special style paw print of White direct swiss with thin purple outline. Side 2 trim: Curved diagonal split from the upper right to the lower left. Lower right to be special sublimated fabric of Xtreme Dri White at bottom gradually turning to match Xtreme Wool Orange at top with special tiger stripes to match Xtreme Wool Purple. Upper left to be Xtreme Wool Orange. Set on the curved diagonal split is a 3" wide appliqué of Xtreme Wool Purple with one row $\frac{1}{4}$ " Silver Metallic braid butted to each edge. Set on appliqué perpendicular to slash edge is 2 $\frac{1}{2}$ " tall special style "CLEMSON" of Xtreme Wool Orange attached with Silver Metallic satinstitch. Set on left chest is a 3" tall special paw print of White direct swiss with thin Purple outline.

PLUME: 8" Two color turkey upright. Top half to be Purple. Bottom half to be Orange. Nickel cup.

SHOULDER DRAPE: Xtreme Wool Purple. Self-lined. 3 $\frac{1}{2}$ " wide straight with angled bottom to be worn on right shoulder. Longest side to be 24" long and shortest side to be 21" long. Long side next to right sleeve. Set in $\frac{1}{4}$ " from outside edge on sides and across bottom is one row $\frac{1}{4}$ " Silver Metallic braid. Set perpendicular to drape edge 3" tall special style "CLEMSON" of Xtreme Wool Orange attached with Silver Metallic satinstitch. Buttontab of Xtreme Wool Purple with two buttonholes.

SHAKO BOXES: Shako-Mate style in black per attached specifications.

DRUM MAJOR: All items as band. Design to follow.

GUARD UNIFORMS: Tunic with special design front and back of purple sequins and orange specialty stretch fabric. Purple lycra pants. Male and female patterns.

Shako construction specifications

1. GENERAL

It is important that the shakos be made by the manufacturer of the uniforms. This will insure that all the manufacturer's quality control practices will be followed. The practices include (but are not limited to), workmanship consistent with uniform, fabric matching, and timely delivery.

2. BODY

A. Shako body is vacuum-formed high impact styrene .135" gauge white plastic and has

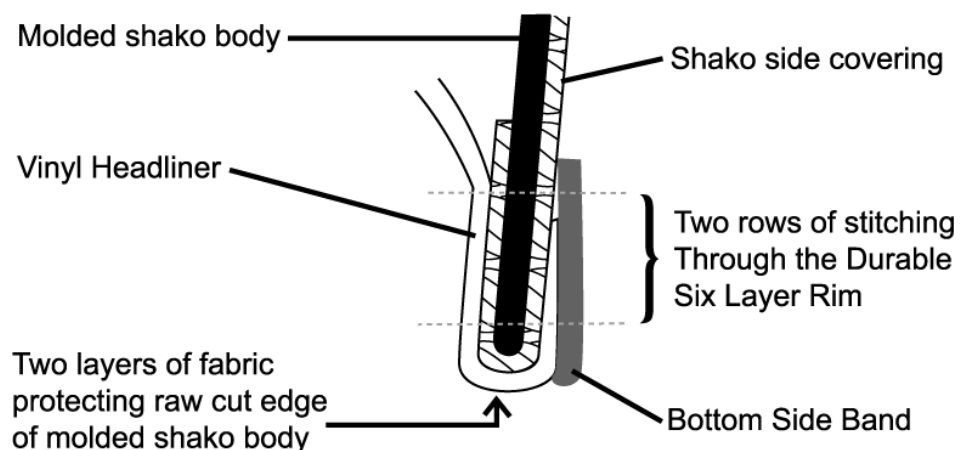
high rubber content to prevent cracking. Body is pliable and flexible to conform to wearer's head, in an "oval" shape, rather than circular or round.

- B. There is a separate shell size for each head size.
- C. Each hat has a clear ident-a-peek pocket in the inside top with the size imprinted in ¼" letters for ease of issue. Each ident-a-peek contains a card to identify the wearer. A size sticker is also applied to the inside top.

3. COVERING

- A. The fabric side covering is pulled down to the bottom edge of the shako body, then turned back 1 ½" up inside the shell. Two rows of stitching secures the side covering to the molded shell. One row is polycore poly wrap thread, lock stitched. The second row is Telex 135 poly tex thread, also lock stitched. This sewing operation extends all around the entire bottom edge of the molded shako body.
- B. The two rows of stitching described in section A above, secure a total of six layers for maximum durability. These layers, from the outside to inside, are: BOTTOM SIDE BAND, VINYL HEADLINER, SIDE COVERING, MOLDED SHAKO BODY, SIDE COVERING TURNBACK and VINYL HEADLINER TURNBACK.

Shako Cross Section

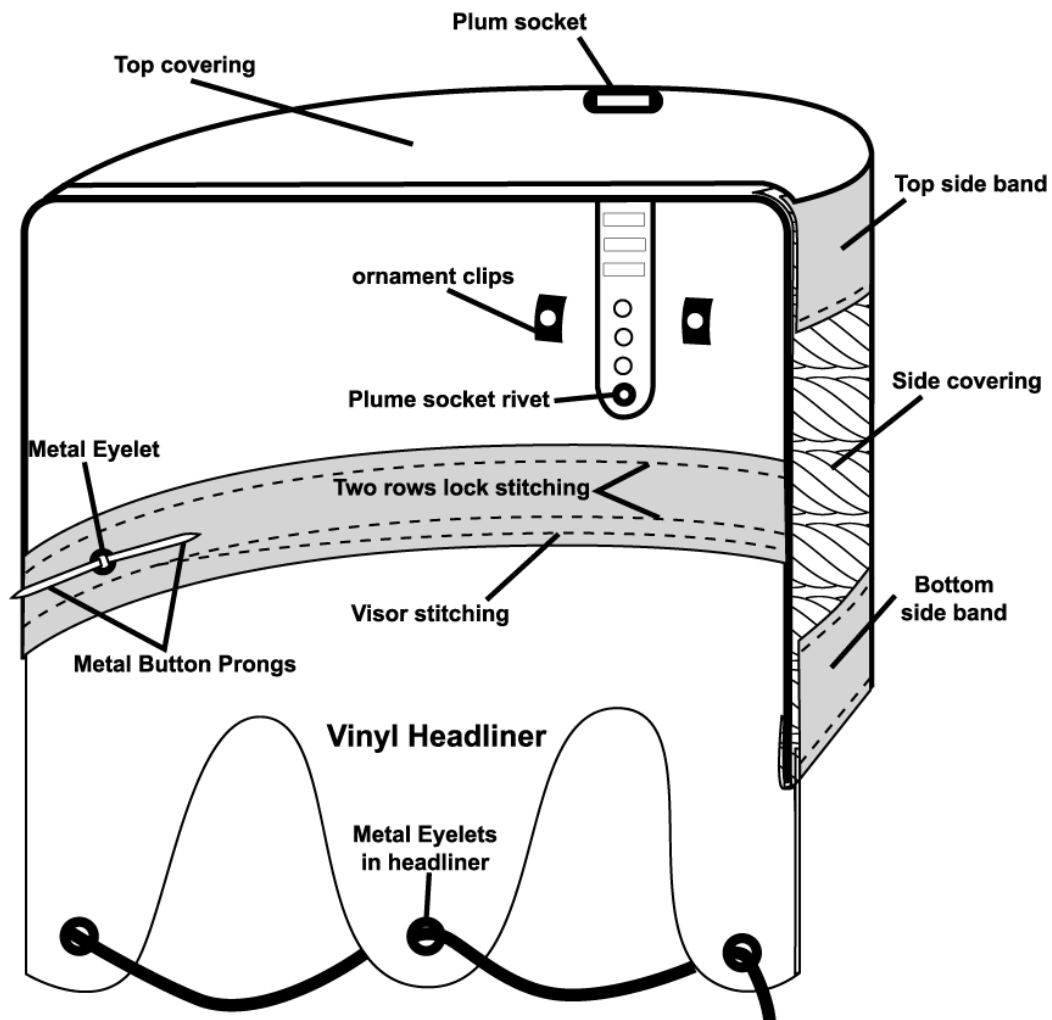


4. HEADLINER AND SPECIAL FEATURES

- A. Headliner shall be cotton backed, expanded vinyl with embossed finish. There are six scallops with metal eyelets to receive drawstring for adjustability.

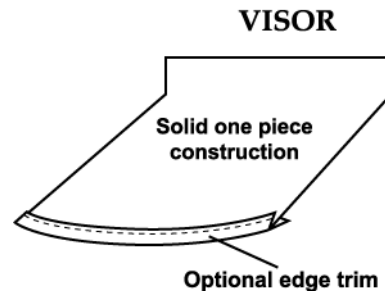
- B. Headliner is turned and sewn with a lockstitch in such a manner to allow for adjustability.
- C. Headliner extends around the bottom edge of the plastic body, and stitched through. This results in two layers of material (outer fabric and vinyl headliner) to secure and protect the bottom edge of the shako shell body.
- D. There is a metal eyelet on each side of the hat body where the button prong passes through plastic.
- E. High density polyethylene plume sockets are included and riveted to the body.
- F. A metal spacer is used to affix the front chain to each side button.

Shako Construction



5. VISOR

- A. Visor is non-breakable one-piece plastic, not laminated. It is secured to the shako body with lock-stitch safety sewing.
- B. Visor color is molded through entire body of visor. The material is an engineering grade copolymer with low-temperature toughness, stain proof, fade and discoloration proof, impervious to ultraviolet light (sunlight).

6. BUTTONS

- A. Side buttons are three-piece metal.
- B. Buttons consist of prongs, base plate, and face plate. Side buttons are metal with spread prongs. Plastic buttons are not acceptable.

SHAKO, HELMET AND BAND ACCESSORY CARRY CASE SPECIFICATIONS

Headwear carry case is "Shako-Mate" or equivalent.

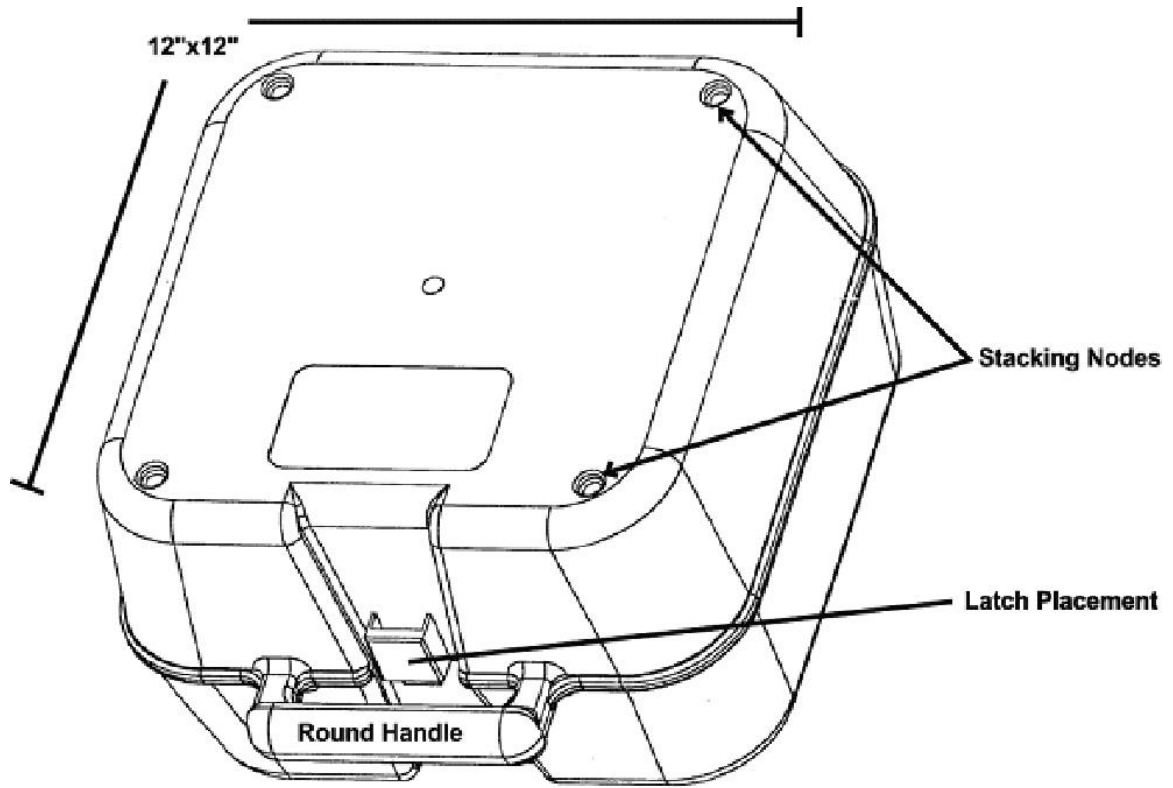
MATERIAL: High Impact Polystyrene. This material is heat resistant, which prevents melting, and cold resistant, which resists breakage due to the material becoming brittle.

SIZE: 12" by 12" to accommodate headgear and plume as well as various accessory items. Smaller boxes that prevent plume and accessories from being stored are not acceptable.

HANDLE: The handle is rounded with the latch placed behind the handle. Boxes with the handle on top, preventing ease in removal from stacked position, are unacceptable.

- A) Carry case has a pebble grain finish to compliment appearance and prevent scratching.

- B) Inside of box has reinforcement flanges to allow for stability, and aid in stacking when containers are stacked in open position.
- C) Carry case is stackable to allow for storage. Stacking nodes are to be on underside of container with receiving units on top.



D. Uniform Illustrations





E. Non-Collusive Bidding Form

NON-COLLUSIVE BIDDING CERTIFICATION

By submission of this bid or proposal, the bidder certifies that:

- A. This bid or proposal has been independently arrived at without collusion with any other bidder or with any competitor;
- B. This bid or proposal has not be knowingly disclosed and will not be knowingly disclosed, prior to the opening of the bids, or proposals for this project, to any other bidder, competitor or potential competitor;
- C. No attempt has been or will be made to induce any other person, partnership or corporation to submit or not to submit a bid or proposal;
- D. The person signing this bid or proposal certifies that he has full informed himself regarding the accuracy of the statements contained in this certification, and under the penalties being applicable to the bidder as well as to the person signing in its behalf.

COMPANY SUBMITTING BID

AUTHORIZED SIGNATURE

TITLE

F. Litigation Disclosure Form

Litigation Disclosure Form

If your company is currently involved in any litigation, or has been involved in any litigation over the past twenty-four (24) months, with a customer or supplier, it must be documented below. Any bid submitted without the detailed litigation documentation will be rejected.

Has your company been involved in litigation with a customer or supplier over the last twenty-four (24) months? YES NO

If "yes", complete the below information for each such litigation:

CUSTOMER LITIGATION:

Customer Name	City	State	Reason for Litigation

SUPPLIER LITIGATION:

Supplier Name	City	State	Reason for Litigation

The person signing this bid certifies the accuracy of the statements contained in the Litigation Disclosure Form:

COMPANY SUBMITTING BID

AUTHORIZED SIGNATURE

TITLE

VI. BIDDING SCHEDULE

See bidding schedule in online bidding system under the 'Attachments' tab. Bidding Schedule must be filled in and submitted with bid submission.

Bidding Schedule

Blue boxes indicate fillable cell

Quantity	Item	Unit Price	Extended Price
325	Shakos	0.00	0.00
325	Plumes	0.00	0.00
325	Coats	0.00	0.00
325	Jumpsuits	0.00	0.00
325	Shoulder drapes	0.00	0.00
325	Plaques	0.00	0.00
100	Shako Boxes	0.00	0.00
10	Drum Major Uniforms	0.00	0.00
40	Guard Uniforms	0.00	0.00

TOTAL (Enter this total into the online bidding system ▶)

0.00

Prepayment Discount (Enter percentage, i.e. 5%)

0%
